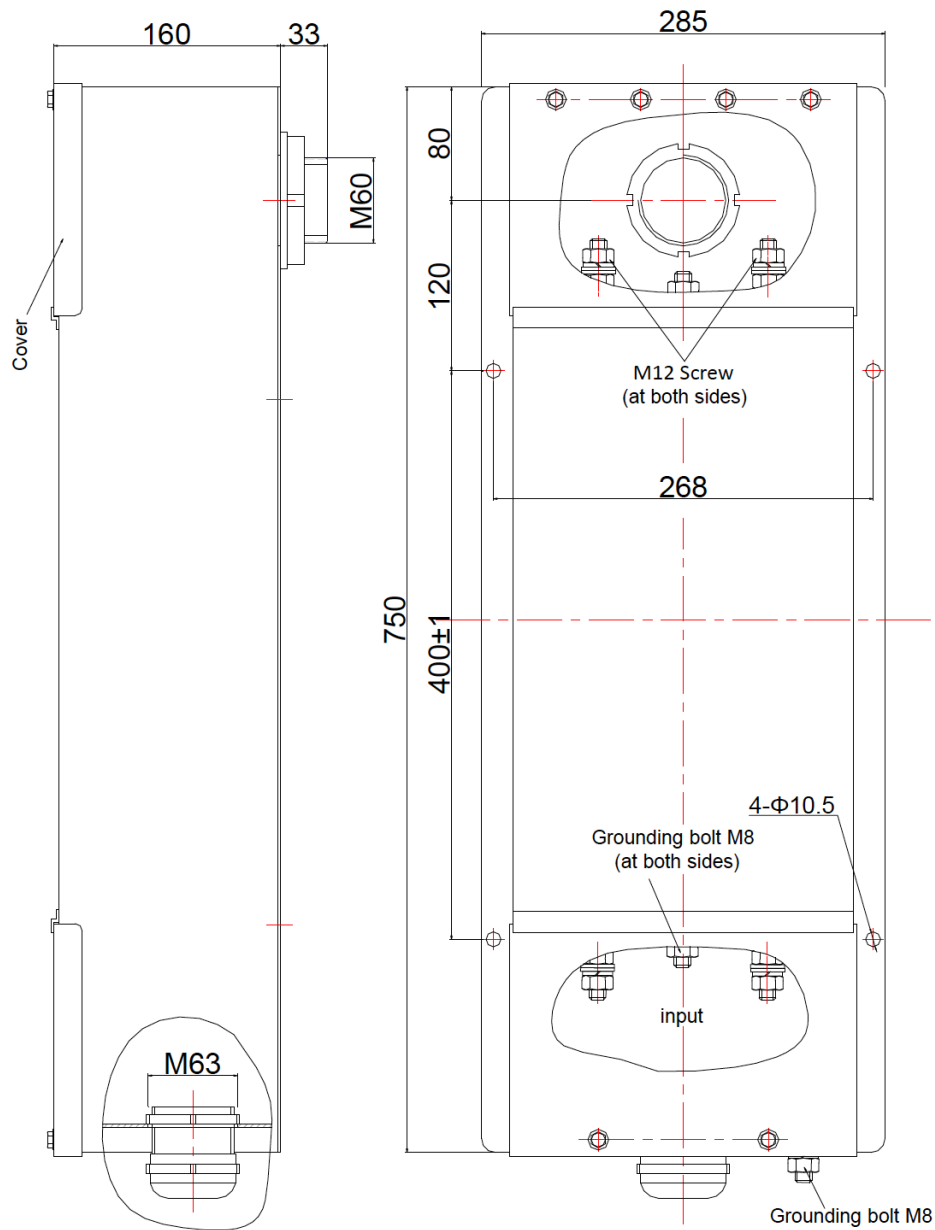


# DATASHEET

## (POWER LINE EMI FILTER, Type: TPF282A-100/1500VDC)

1. Type: TPF282A-100/1500VDC

2. Dimensions (mm):





### 3. Net Weight :

26 kg

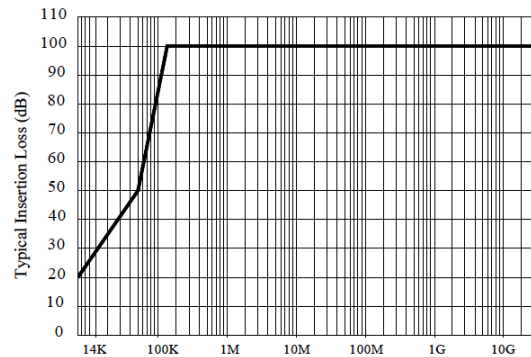
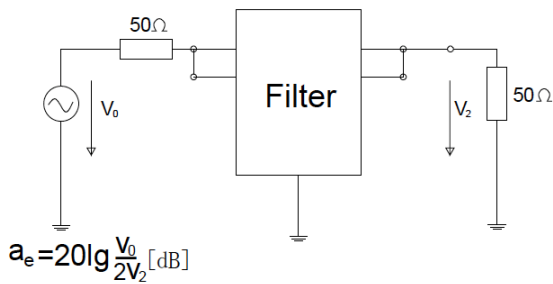
### 4. Technical Data :

- ① Rated Voltage: 1500 V DC
- ② Rated Current: 2 x 100 A
- ③ Insertion Loss: 100dB, 150kHz-40GHz
- ④ Climatic Category : 25/085/21

### 5. Assembly Parts :

- ① M60 Conduit Screw: 1pc
- ② Gasket 60: 1pc
- ③ M60 Screw Nut: 1pc
- ④ EMI Gasket 60: 1pc
- ⑤ Certificate: 1pc
- ⑥ Cable Gland M63: 1pc

### 6. Typical Insertion Loss Performance Curve (acc. to MIL-STD-220):



Frequency (Hz)  
Asymmetric Performance in 50 ohm System  
With or Without load

1) According to MIL-STD 285

7. Installation Diagram :

