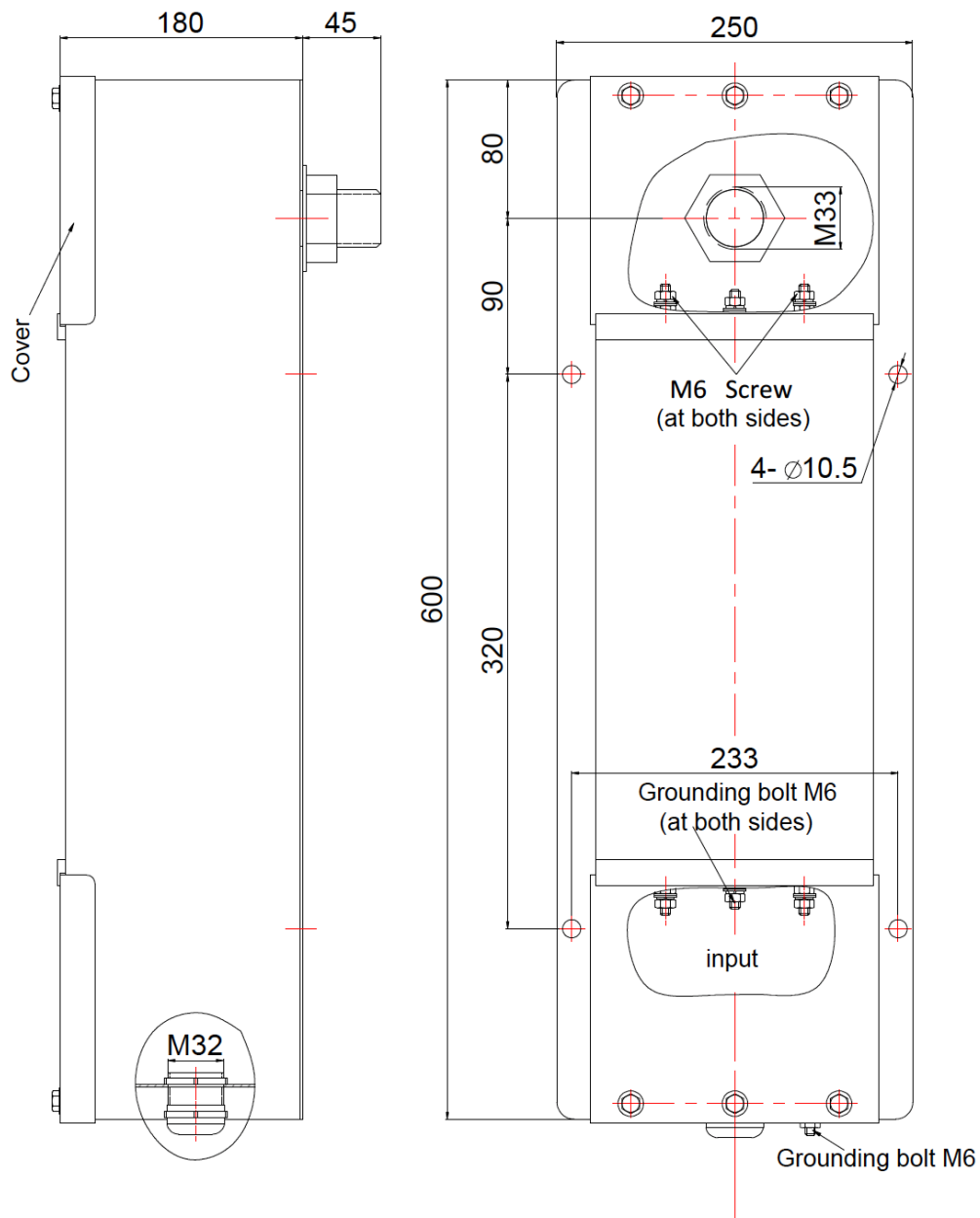


DATASHEET

(POWER LINE EMI FILTER, Type:TPF282A-63/1500VDC)

1. Type: TPF282A-63/1500VDC

2. Dimensions (mm):



3. Net Weight :

15 kg

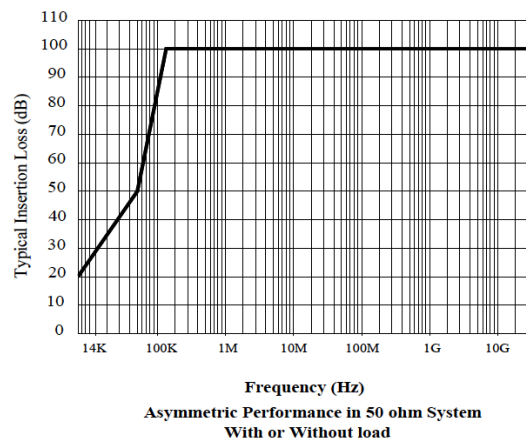
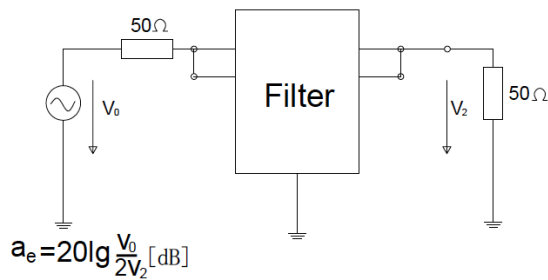
4. Technical Data :

- ① Rated Voltage: 1500 V DC
- ② Rated Current: 2x63 A
- ③ Insertion Loss: 100dB, 150kHz-40GHz
- ④ Climatic Category : 25/085/21

5. Assembly Parts :

- ① M33 Conduit Screw: 1pc
- ② Gasket 33: 1pc
- ③ M33 Screw Nut: 1pc
- ④ EMI Gasket 33: 1pc
- ⑤ Certificate: 1pc
- ⑥ Cable Gland M32: 1pc

6. Typical Insertion Loss Performance Curve (acc. to MIL-STD-220):



1) According to MIL-STD 285

7. Installation Diagram :

