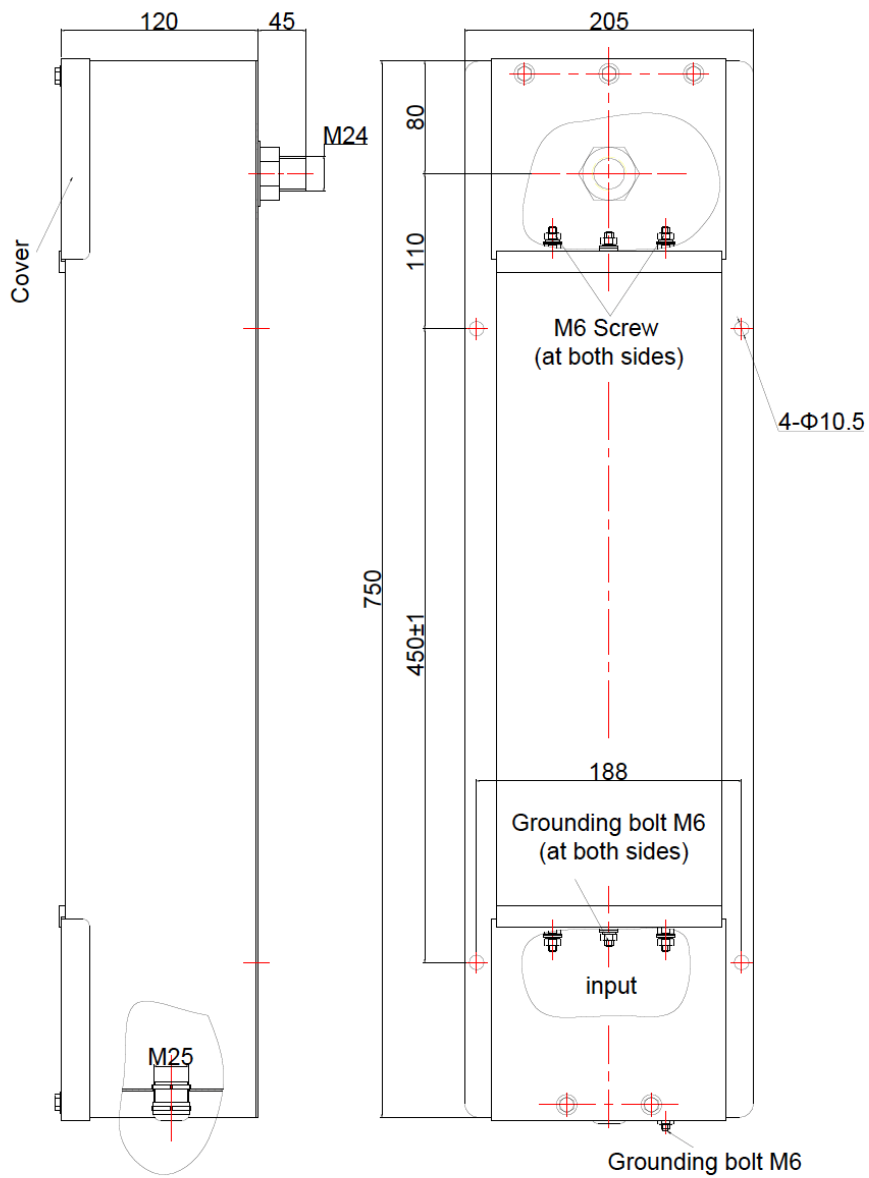


# DATASHEET

## (POWER LINE EMI FILTER, Type:TPF282C-32)

1. Type: TPF282C-32

2. Dimensions (mm):





### 3. Net Weight :

16 kg

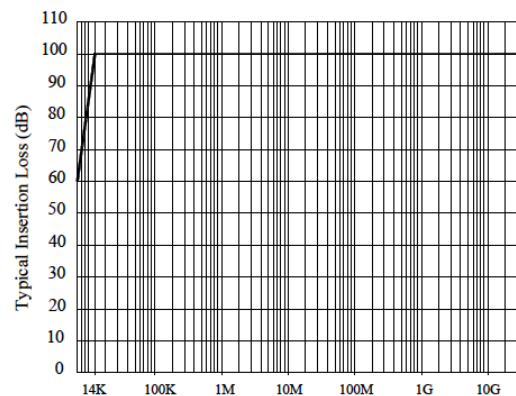
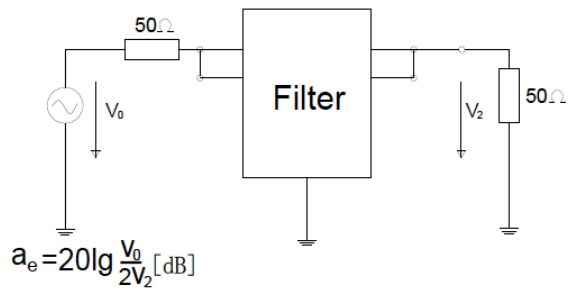
### 4. Technical Data :

- ① Rated Voltage: 277VAC/500VDC
- ② Operating Frequency: 0-60 Hz
- ③ Rated Current: 2x32 A
- ④ Insertion Loss: 100dB, 14kHz-40GHz
- ⑤ Climatic Category: 25/085/21

### 5. Assembly Parts :

- ① M24 Conduit Screw: 1pc
- ② Gasket 24: 1pc
- ③ M24 Screw Nut: 1pc
- ④ EMI Gasket 24: 1pc
- ⑤ Cable Gland M25: 1pc
- ⑥ Certificate: 1pc

### 6. Typical Insertion Loss Performance Curve (acc. to MIL-STD-220)



### 7. Installation Diagram :

