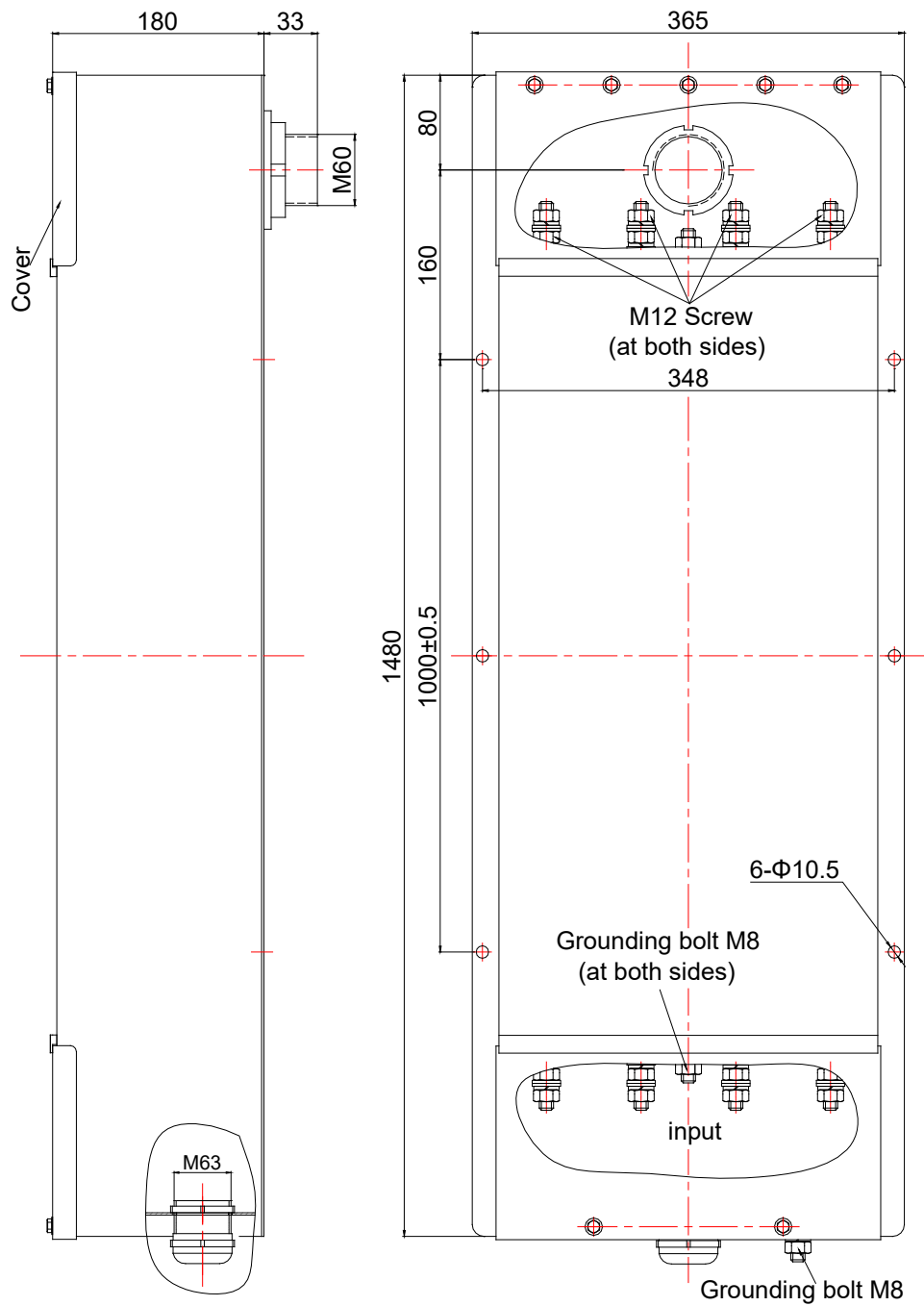


Power Line EMI Filter

1. Type: TPF482C-150/690VAC

2. Dimensions: (mm)



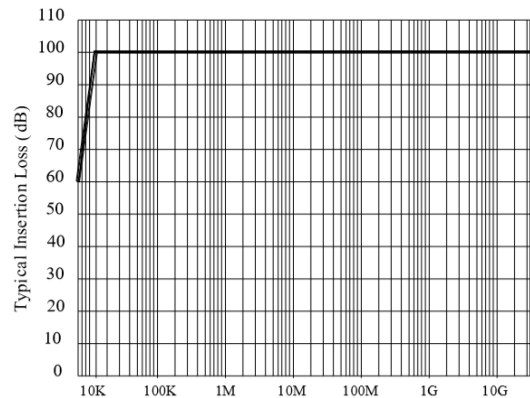
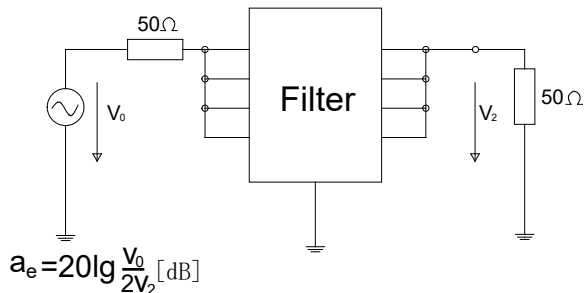
3. Technical Data:

- ① Rated Voltage: 690VAC(L-L) / 398VAC(L-E)
- ② Operating Frequency: 0-60Hz
- ③ Rated Current: 4x150A
- ④ Insertion Loss: 100dB, 14kHz-40GHz
- ⑤ Climatic Category: 25/085/21

4. Assembly Parts:

- ① M60 Conduit Screw: 1pc
- ② Gasket 60: 1pc
- ③ M60 Screw Nut: 1pc
- ④ EMI Gasket 60: 1pc
- ⑤ Cable Gland M63: 1pc
- ⑥ Certificate: 1pc

5. Typical Insertion Loss Performance Curve (acc. to MIL-STD-220)



Frequency (Hz)
Asymmetric Performance in 50 ohm System
With or Without load

1) According to MIL-STD 285

6. Installation Diagram:

